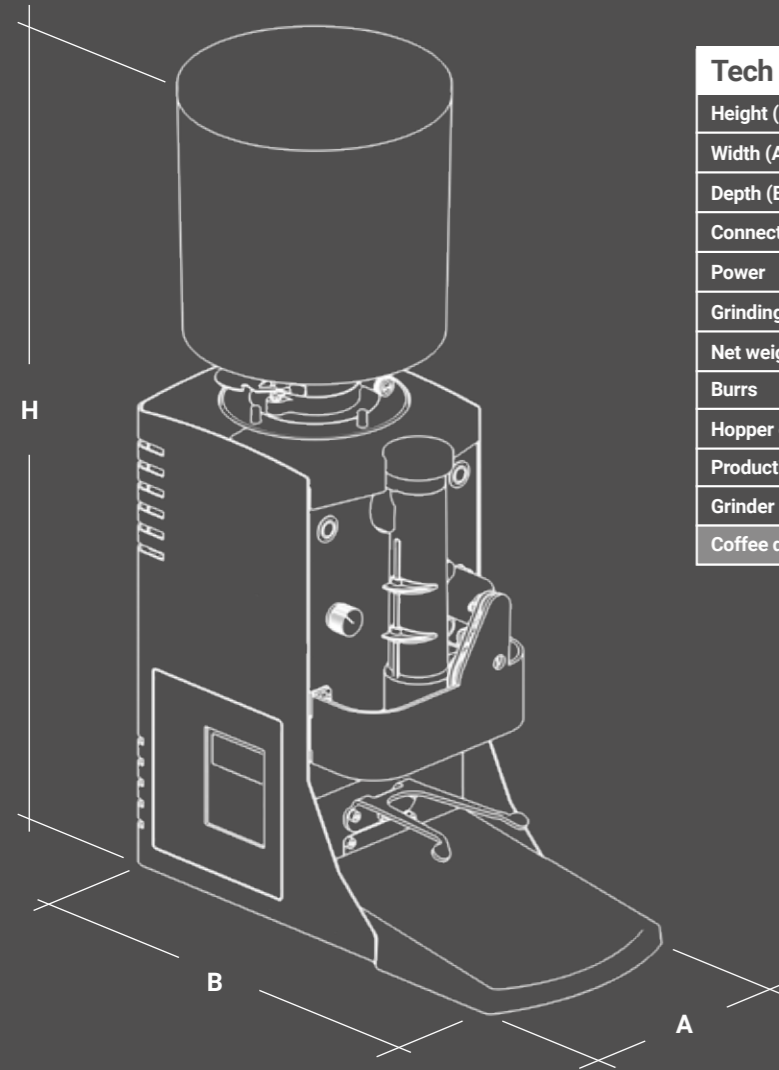


ASPE



Tech Specs	EN
Height (H)	568 mm - 22,36 inches
Width (A)	164 mm - 6,47 inches
Depth (B)	352 mm - 13,86 inches
Connected load	230 V - 50 Hz
Power	525 W
Grinding burrs speed	1350 rpm
Net weight	13 kg
Burrs	Ø 64 mm - 2,5 in. Plain
Hopper capacity	1,5 kg / 3,3 lb
Production per hour	6 kg/h
Grinder capacity	4 g/s
Coffee dose	5 - 25 g

Discover our products

The ideal automatic coffee grinders for your Horeca business

Convenience, robustness, easy to maintain, easy to clean and dosage accuracy. Those are some of the features of the **MARKIBAR** coffee grinders.

In addition to **ASPE**, we complete the **MARKIBAR** professional grinders range with the **IZAGA** and **QUIMBOA** models.

IZAGA

High consistency in each cup of coffee.

The new **IZAGA** coffee grinder combines innovation, advanced technology and a modern aesthetic to offer a professional and precise automatic grinder that responds to the requirements of a high coffee consumption customers.

QUIMBOA

Efficiency from the first to the last coffee cup.

The compact and robust design of the **QUIMBOA** automatic coffee grinder offers maximum performance and efficiency to meet the needs of the Horeca's professional.

ASPE

As versatile as your demands

More than 30 years of R&D at the service of coffee professionals

MARKIBAR is a leading company in Research, Design, Development and Manufacture of automatic coffee grinders for the **HORECA** professionals.

For 30 years, we have worked to offer our customers innovative solutions to guarantee the coffee's quality in each cup.

We bring all our experience and passion for innovation to create automatic coffee grinders, who make the work of the Horeca professional easier.

We manufacture our products with local suppliers, guaranteeing quality, reliability and service from our facilities located in North of Spain.



Polígono Industrial NOÁIN-ESQUIROZ.
C/ G. Nave 39. 31191 Esquiroz, Navarra (Spain)
+34 948 317 906
info@markibar.com
www.markibar.com



mar K ibar



The **ASPE** professional coffee grinder is specifically designed for the baristas. It adapts to all your grinding needs, from special coffees to rush hours working.

mar K ibar

ASPE automatic coffee grinders are designed to Baristas, demanding Horeca business and coffee lovers.

ASPE allows three work modes: **Barista**, **Fresh** and **Fast** adapting to the most demanding needs.

As versatile as your demands

ASPE

mar **K**ibar



Technology

- Work mode switch
- Motor over silentblocks
- Silent Grinding system
- Thermally stable Grinding Chamber
- Grinding point with micrometric regulation 0,0065 mm/click
- Microfines homogenization to perfect extraction of coffee
- High reliability design
- Long life burrs

Coffee doser

- Automatic 1 or 2 coffees porta-filter detection
- Freshly ground coffee
- Instant delivery
- Compact dose without spillage



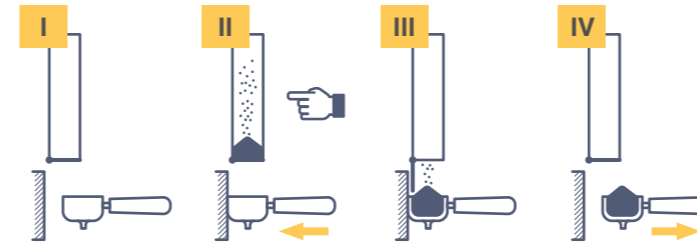
Work Mode Switch

Switch from manual to automatic in an instant.
ASPE automatic coffee grinder fits to the different situations of the coffee shop, allowing Barista to change working mode at any time. Simply move the switch to configure coffee grinder to your desire

Working modes

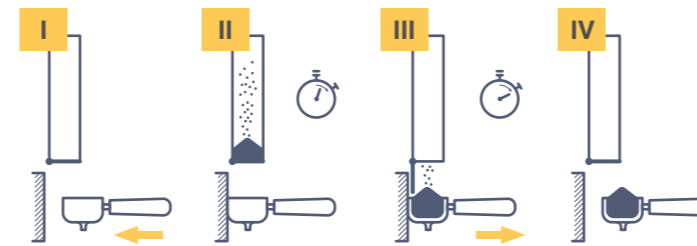
BARISTA

Every coffee cup to the client's taste.
When push ON DEMAND key it could customize each coffee cup to client's taste, with help of graduated doser.



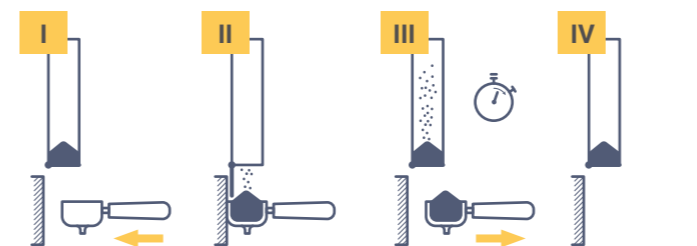
FRESH

Maximum freshness of freshly ground coffee.
When switch Fresh mode, coffee is ground when the 1 or 2 coffee porta filter requests it.




FAST

Maximum performance for rush hours.
When switch Fast mode, 1 or 2 coffee doses are available in the grinder doser. When the porta filter requests it, the dose is delivered instantly.



Colour

Choose the colour of your ASPE professional coffee grinder from these three combinations:




Customization

ASPE allows you to customize your grinder to promote your brand.
The hopper design provides a highly visible advertising space to promote the desired brand.

Online Management (optional)

Check the performance data of your ASPE remotely.
ASPE completes its features with the option of an online management system, to know the coffee grinder information anywhere, anytime via your computer, tablet or smartphone.



Hopper customized

